



VIVOS
BIOTECHNOLOGIES, INC

VIVOS GUIDES



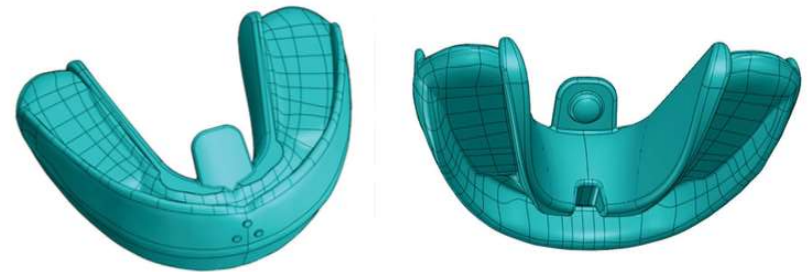
TWO TYPES OF V STARTERS

KIDS



- ▶ For children as early as 3-4 years old.
- ▶ Used before 6 year old molars have erupted.
- ▶ Generally used for 1-6 months
- ▶ Worn while sleeping
- ▶ If patient has has gummy smile or excessive overjet over 4mm, some daytime wear is recommended.

PRETEEN



- ▶ Used when 6 year old molars have erupted up until 13 years of age.
- ▶ Typically worn for 1-6 months before starting in the Vivos "VG" Series.
- ▶ Worn while sleeping

V STARTER FOR KIDS

The V Starter for Kids is a removable, ONE SIZED Guide that is designed to eliminate or improve oral habits which can be detrimental to dental health and occlusions.



- ▶ VERY little effort
- ▶ VERY consistent results
- ▶ SAFE
- ▶ Efficient
- ▶ Differentiator for a practice
- ▶ Best to start EARLY
- ▶ QUICKER results
- ▶ LESS chair time


V STARTER GUIDE DESIGN FEATURES

MATERIAL

Softer and generally more comfortable vs the guides which are designed for active wear. FDA approved medical grade material

PALATAL TAB

Provides a target for the tongue to stay in upper palate to promote proper swallowing and help widen palate with tongue pressure



POSTERIOR PADS

Depresses posterior teeth and lessons an open bite


LINGUAL RAMP

Maintains mandible in forward and down position and guides lingual incisors forward. Guides tongue to upper palate

V STARTER GUIDE DESIGN FEATURES

FLANGES

Flanges are oversized so that as the child builds up upper lip strength. Can be trimmed if necessary.



LABIAL BUTTONS

3 buttons represent a target for the upper lip to cover. Child should work the upper lip over these bumps. Also indicates the upper teeth vs lower.

INCISOR SOCKETS

Universal deciduous (kids) or permanent (Preteen) incisor sockets secure Guide in the mouth and guide teeth into proper position


VIVOS GUIDES - "VG" SERIES

MATERIAL

Strong material that is designed to withstand the pressures of active wear. FDA approved medical grade material

MIXED DENTITION

Specifically designed for mixed dentition to control 1st permanent molars



POSTERIOR

Slot to allow 1st molars to adjust to a Class I Relation

SOCKETS

Individual sockets for each tooth

FLANGES

Margins of the flanges are designed for no irritation



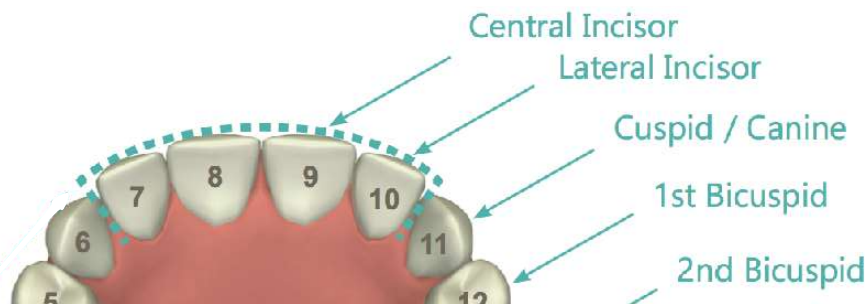
MEASUREMENT GUIDE

Measurement Guide for Vivos Guides

Upper Measurement (mm) 28.4-29.5 29.6-30.7 30.8-31.9 32-33.1 33.2-34.3 34.4-35.5 35.6-36.7 36.8-37.9 38-39.1 39.2-40.2

Vivos "VG" Size # 25 VG 30 VG 35 VG 40 VG 45 VG 50 VG 55 VG 60 VG 65 VG 70 VG

Vivos "VW" Size # 30 VW 35 VW 40 VW 45 VW 50 VW 55 VW 60 VW 65 VW 70 VW



Vivos "VG" & Vivos "VW Series

Measure the mesio-distal widths of the four upper incisors in mm and select the VG or VW appliance that corresponds to this total measurement from the chart.

VIVOS GUIDES - "VG" SERIES



INSTRUCTIONS TO PATIENT AND PARENTS

- ▶ Active wear during day
- ▶ Passive - Wear while sleeping
- ▶ Bite hard and clench
- ▶ Relax for 2-3 seconds, repeat
- ▶ Advise Parent: Within 3 Days to 3 Weeks Guide Will Stay In All Night
- ▶ In The Morning - Find the Guide!
- ▶ Brush The Guide
- ▶ Do Not Wear When Sick - Cold, Cough, Flu

